

POSSIBLE
WAY

Homeless Management Systems

In Collaboration With

...

The **following** Sources



**2017 Greater
Los Angeles Homeless Count**



The U.S. Department of
Housing and Urban Development

OFFICE OF COMMUNITY PLANNING AND DEVELOPMENT 2007-2017

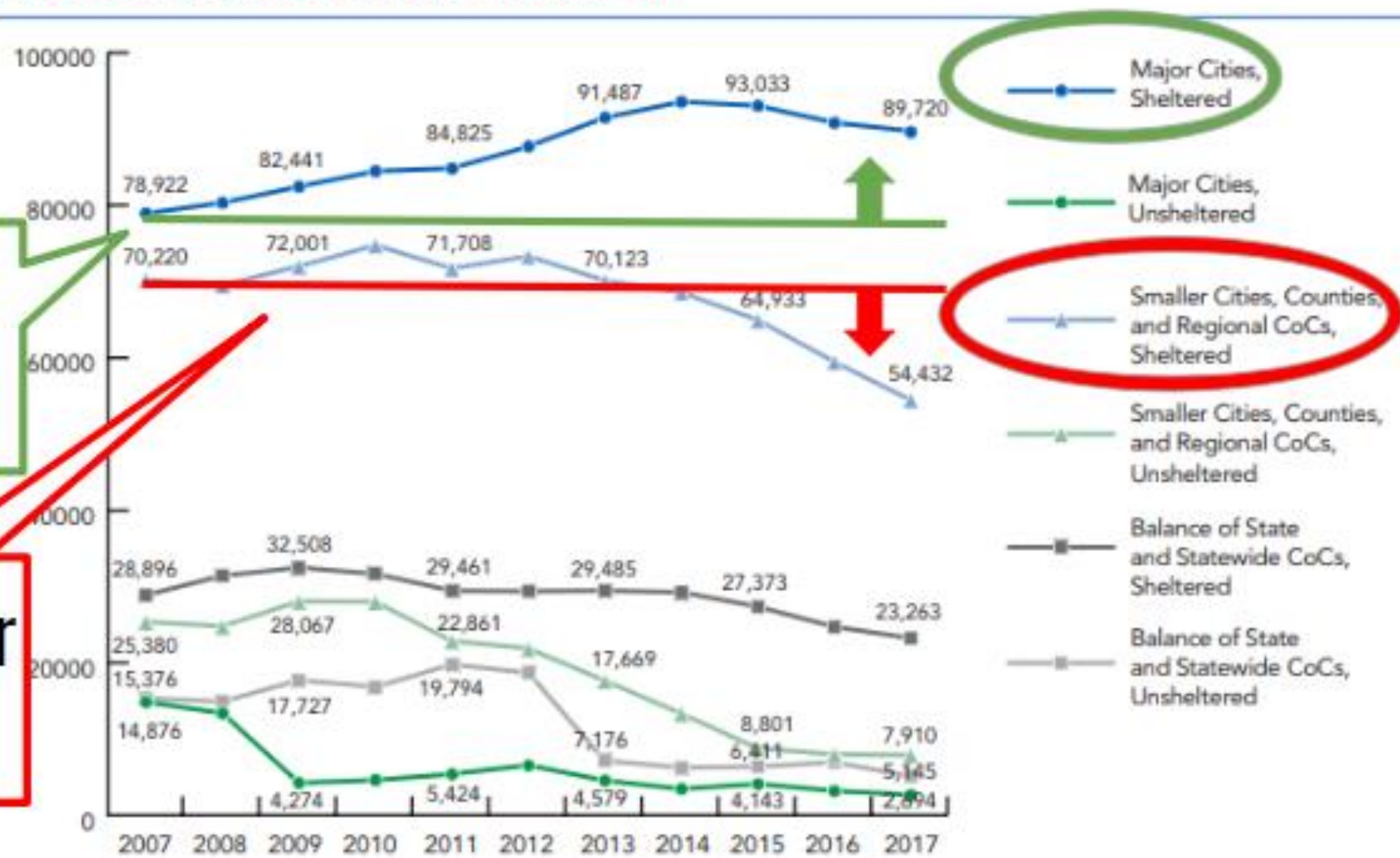
Can there be a possible correlation between the decrease of **Homeless** individuals in one state and the increase in another?

Safe-Way Hypothesis:

Rural areas experience a decrease in homelessness because
The homeless population **migrates** toward **homeless hubs**
Such as **New York** and **California**.

Increase/ decrease in homelessness by types of cities

EXHIBIT 3.12: People in Families with Children Experiencing Homelessness
By CoC Category and Sheltered Status, 2007–2017



Major Cities


Smaller Cities

Rural



- 15,788

Urban



+10,798

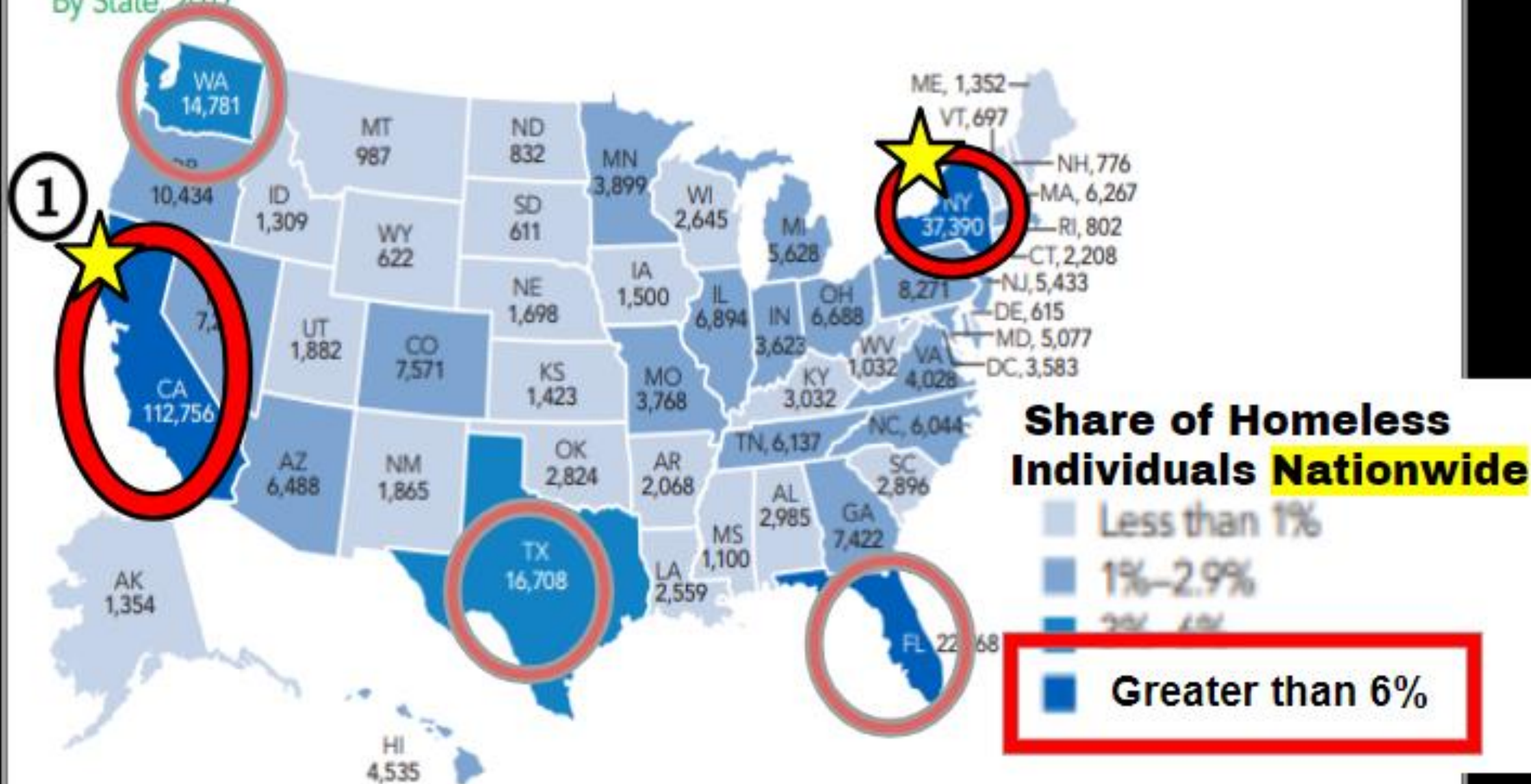


-Lets see-

The following is a
Map showing
distribution of
homelessness
across the U.S.

EXHIBIT 2.5: Estimates of Homeless Individuals

By State, 2017



Top 2 Most populated Homeless States



CA

112,756

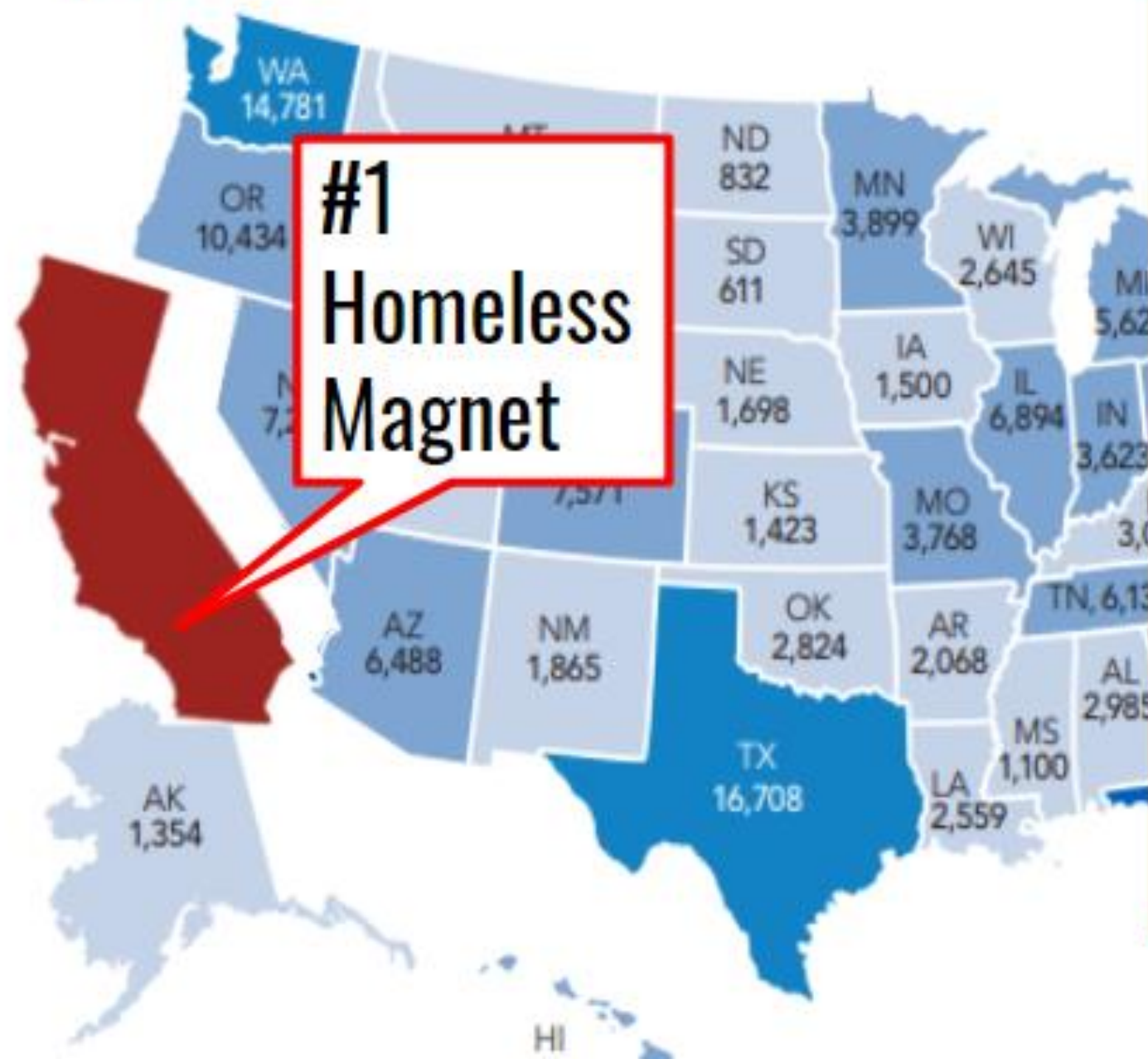


NY

37,390

EXHIBIT 2.5: Estimates of Homeless Individuals

By State, 2017



**#1
Homeless
Magnet**

California's Homeless population makes up **34-35%** Of the U.S. national Homeless Population

s Individ

6

Top 4

most dense

homeless

Counties

Nationwide

Notice the **drastic** homeless hub found in **urban counties**

EXHIBIT 1.10: CoCs with the Largest Numbers of People Experiencing Homelessness
By CoC Category, 2017

Major City CoCs		Smaller City, County, and Regional CoCs	Balance of State and Statewide CoCs
CoC	Total Homeless	CoC	Total Homeless
New York City, NY	76,501	Honolulu, HI	7,153
Los Angeles City & County, CA	55,188	Santa Ana/Anaheim/Orange County, CA	5,795
Seattle/King County, WA	11,643	Nassau, Suffolk Counties/ Babylon/Islip/ Huntington, NY	4,671
San Diego City & County, CA	9,160	Salinas/Monterey, San Benito Counties, CA	4,019
District of Columbia	7,473	Santa Rosa, Colusa/Sonoma County, CA	2,835
San Jose/Santa Clara City & County, CA	7,394	St. Petersburg/Clearwater/Largo/Pinellas County, FL	Georgia Balance of State
San Francisco, CA	6,858	Volusia County, FL	3,716
Las Vegas/Clark County, NV	6,490	St. Lauderdale/Broward County, FL	3,655
Boston, MA	6,135	Riverside City & County, CA	3,348
Philadelphia, PA	5,693	Springfield, MA	3,309
		Connecticut balance of state	3,054
			2,610

NY- **78,000**
homeless

Los Angeles- **55,000**
homeless

WA- **11,000**
homeless

San Diego- **9,000**
homeless

2 of the top 4

most dense

homeless County's

Nationwide

Are found in

California

Why does this **Matter?**




Is designed to **evaluate** and minimize homelessness

Our System Can

- Track the problem and accommodate individuals needs
- Create accurate data
- Provide A platform for communication and collaboration
- Allows for a holistic Approach (Govt, Business, Volunteer, & Minors)
- Is designed to be scalable
- Can be used by almost anyone (Simplicity)
- Built for **Urban** and **Rural** Cities

THIS

IS



Homeless Management Systems